



Innovative luxury tourers. Welcome to the future ...



tripbuddy



tripbuddy Versatile ... Innovative ... Luxurious



The International acclaimed and award winning Tripbuddy tourers are uniquely designed and built in Britain, by skilled craftsman.

Our mission is to create innovative, aerodynamic, lightweight tourers. From design concept to practical living space, from image and style to engineering, nothing has escaped our revolutionist approach. Inspired by the iconic campers of the 60's and designed by our internationally renowned automotive stylist, the Tripbuddy is an evolution of the 'traditional caravan', built to exacting high standards of luxury yachts.

Catering for all adventurers from the young at heart to a biker's delight, a surfer's paradise, or a mountaineer's heaven to simply loving nature, enjoying the countryside and its great views. It's your holiday, your choice ... with two stunning models to choose from:



tripbuddy Anywhere

The twin axle (tandem) "Anywhere" is a load carrier, designed for stability, and carrying all those must haves, for the perfect getaway.



tripbuddy Anyone

The single axle "Anyone" with its entry weight at only 650kg makes it unique as a full-size tourer capable of being towed by electric, hybrid and small cars.

**MADE IN
BRITAIN** 

Our modern production facilities are on the South coast of the UK.



**Highly
Commended:
Best Specialist
Tourer**

Tripbuddy
Anyone

Anyone, Anywhere ... the perfect escape, anytime



Models are constructed from GRP composite materials, cleverly designed without the need for any joints. The outer body is bonded to the chassis to form a monocoque. This unique construction allows the body to be styled simply, beautifully and practically without the possibility of water ingress.

The aerodynamic design offers a multitude of benefits, it reduces windage, as there is less drag, this improves towing stability which also makes it easy to tow. The slim width and short distance to the axle makes manoeuvrability much easier than with a normal caravan and there is no need for extended wing mirrors. The efficient dynamics of the Tripbuddy also means the fuel consumption is much lower than with a 'traditional style' caravan.

The rear door system can be specified as opening doors for quick access, or an up and over configuration, with awning and extra accommodation that can be quickly deployed.

There are several interior options in open plan and bulkhead layout options. All interiors afford a full-size cabin with a yacht style pedestal table that converts into a bed. The cushions, headlinings and wallcoverings come in a wide range of fabrics that allow you to create your own perfect interior style.

The galley features a stainless steel hob, fridge, sink with hot and cold water and storage. The innovative space saver shower and toilet compartment, has deploying doors which retract to give maximum living space when not in use.

The interior is water proof and acts as a wet room for cleaning / storage of sports equipment, etc.

All of this is enhanced by a heating system and optional air-conditioning. All Tripbuddys come with a built-in media system, LED internal lights and are solar array ready.






tripbuddy Anywhere

Aerodynamically designed, the Tripbuddy Anywhere is the slightly larger, load carrying tourer with twin axles. Our innovative concept in caravan design has a MiRO of 1100kg – 1150kg and a payload of 350kg – 700kg [depending on specification]. This means, you can take your motorbike, road or mountain bikes, or windsurfing gear with you and enjoy your hobbies whilst discovering new places. Solid construction, built with composite materials to the same high standards as luxury yachts.

Designed with passion and built to perfection your personal Tripbuddy is ready to go as soon as you are. With two layout styles to choose from, there is the Open plan layout for a feeling of space, or the Bulkhead layout which creates a snug atmosphere with additional storage and a larger fridge. Whether you choose to go alone or make memories with your family, plan your trip or just go ad-hoc your Tripbuddy's comfort and style gives you the freedom to travel and explore, even on a whim. Don't just wait for life to find you, start your adventures now !

The 'LITE' specification is designed with the core essentials to get you out on the road, with maximum usage of space and storage, where you prefer to use campsite showering and toilet facilities. Our 60/40 doors are great for easy /quick access.

The 'ULTRA' specification is fully loaded with shower and toilet facilities in a unique expanding area, which cleverly folds away when not in use. The 'Up and Over' rear door features a built in tent awning, with thermal barrier and a 2 person pup tent, as standard.

Specification	MiRO	MTPLM	Layout	Price	Dimensions	Overall	Internal
LITE	1100	1450	Open plan or bulkhead interior. Double opening 60/40 rear doors	£24,995	Length	4800mm	3600mm
ULTRA	1150	1850	High load carrying capacity. Open plan or bulkhead interior. Award winning up and over rear door with quick deploy tent system	£27,995	Height	2520mm	1920mm
					Width	2035mm	1905mm

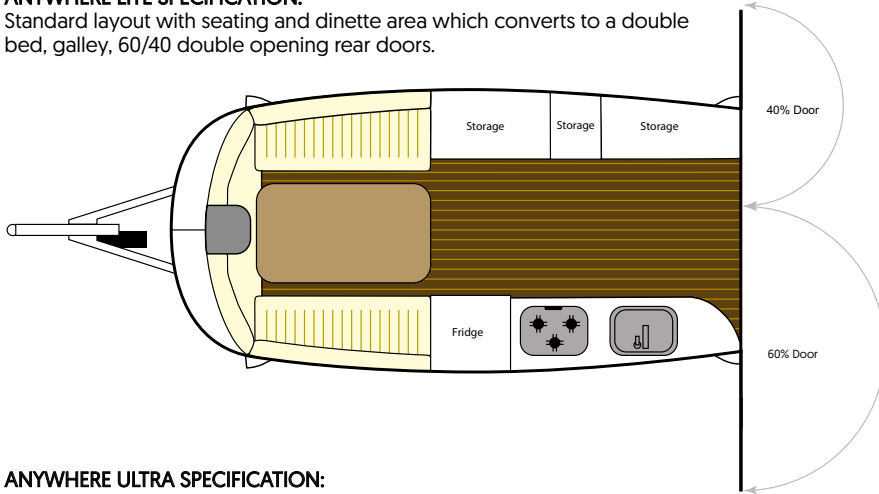
Weight is dependant on final specification.

Prices include VAT.



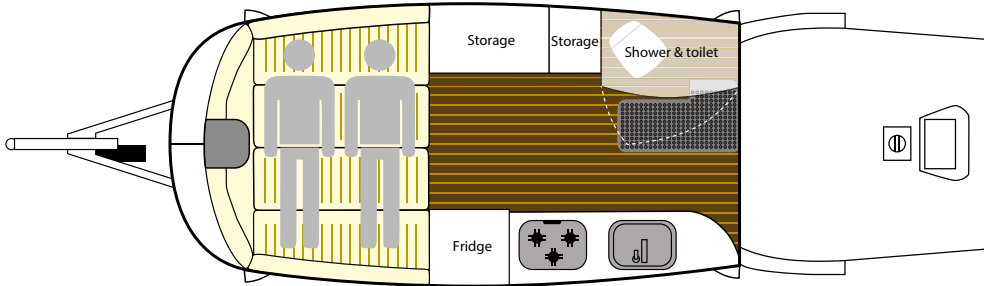
ANYWHERE LITE SPECIFICATION:

Standard layout with seating and dinette area which converts to a double bed, galley, 60/40 double opening rear doors.



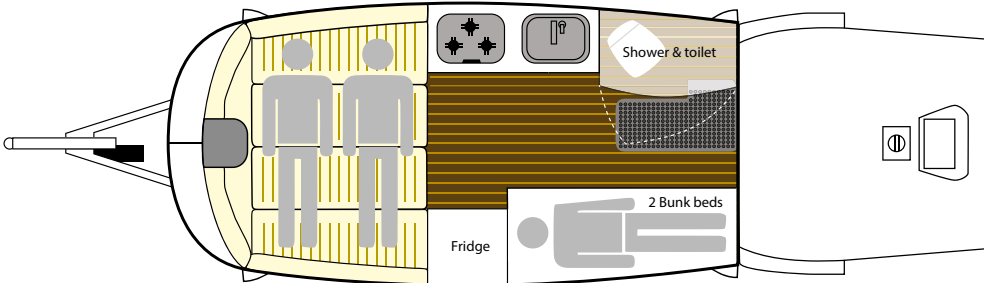
ANYWHERE ULTRA SPECIFICATION:

Standard layout with seating and dinette area which converts to a double bed, galley, shower and toilet facilities, 'up and over' rear door.



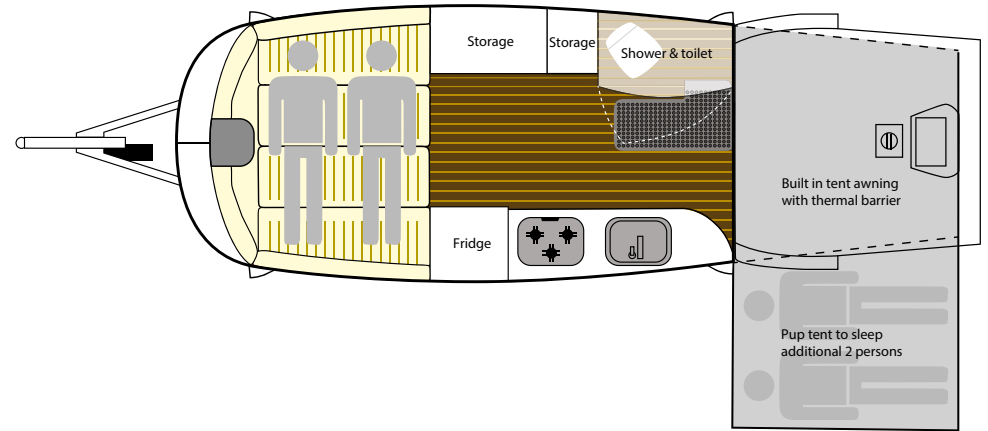
ANYWHERE ULTRA SPECIFICATION:

Optional layout with additional two bunk beds.

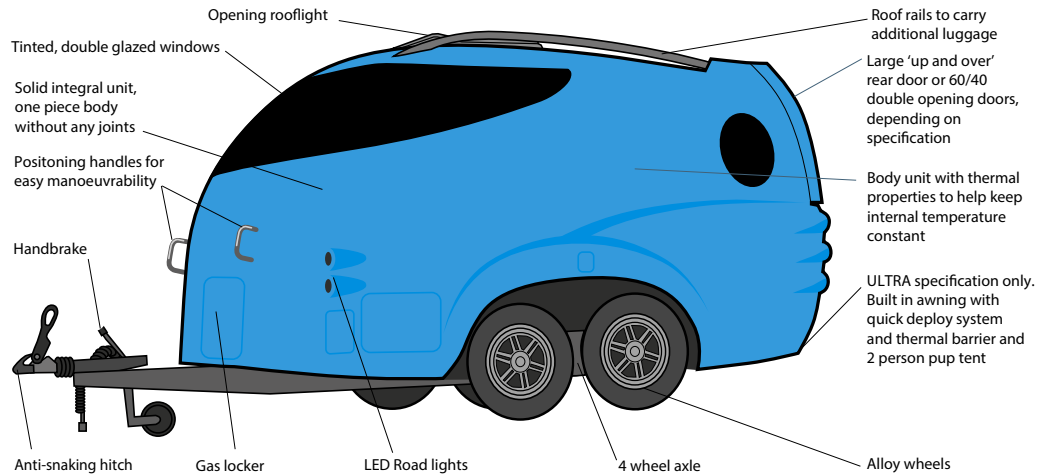


ANYWHERE ULTRA SPECIFICATION:

Standard layout, showing tent awning, pup tent to sleep an additional two persons.



ANYWHERE EXTERNAL FEATURES



tripbuddy Anywhere



tripbuddy Anyone





tripbuddy Anyone

Aerodynamically designed, the Tripbuddy Anyone is a lightweight single axle compact tourer. This new concept in caravan design is a solid construction, made from composite materials, built to the same high standards as luxury yachts. With a MiRO of just 650kg – 850kg and a payload of 75kg – 350kg [depending on specification], it can be towed easily behind most vehicles, including an electric, hybrid or small car. All you need is a full driving licence, to allow you start touring and enjoy your next adventure. There are two styles to choose from within the standard layout, the Open plan layout which provides a feeling of space, and the Bulkhead layout which creates a cosy atmosphere with additional storage and a larger fridge.

The 'EV' specification is built with a super lightweight composite structure, with two interior layouts, designed to be towed by an electric car.


The 'LITE' specification is designed with the core essentials to get you out on the road, with maximum usage of space and storage, where you prefer to use campsite showering and toilet facilities. Our 60/40 doors are great for easy /quick access.

The 'ULTRA' specification is fully loaded with shower and toilet facilities in a unique expanding area, which cleverly folds away when not in use. The 'Up and Over' rear door features a built-in tent awning, with quick deploy tent system, thermal barrier and a 2 person pup tent, as standard.

Specification	MiRO	MTPLM	Layout	Price	Dimensions	Overall	Internal
EV	650	725	Super lightweight composite structure with for an electric vehicle. Bulkhead interior without bathroom. Opening 60/40 rear doors.	£22,500	Length	4500mm	3300mm
EV	700	725	Super lightweight composite structure with for an electric vehicle. Bulkhead interior with bathroom. Opening 60/40 rear doors.	£23,995	Height	2520mm	1920mm
LITE	800	1150	Open plan or bulkhead interior. Opening 60/40 rear doors.	£19,995	Width	2035mm	1905mm
ULTRA	850	1150	Open plan or bulkhead interior. Award winning up and over rear door with quick deploy tent system.	£22,995			

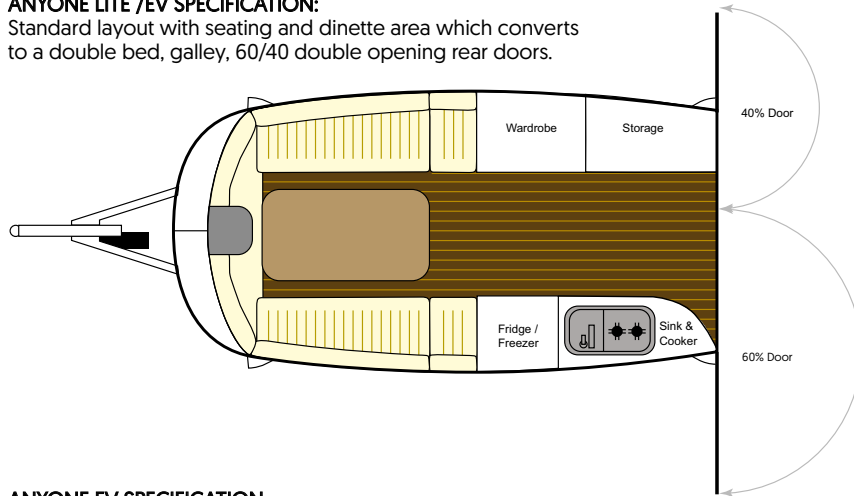
Weight is dependant on final specification.

Prices include VAT.



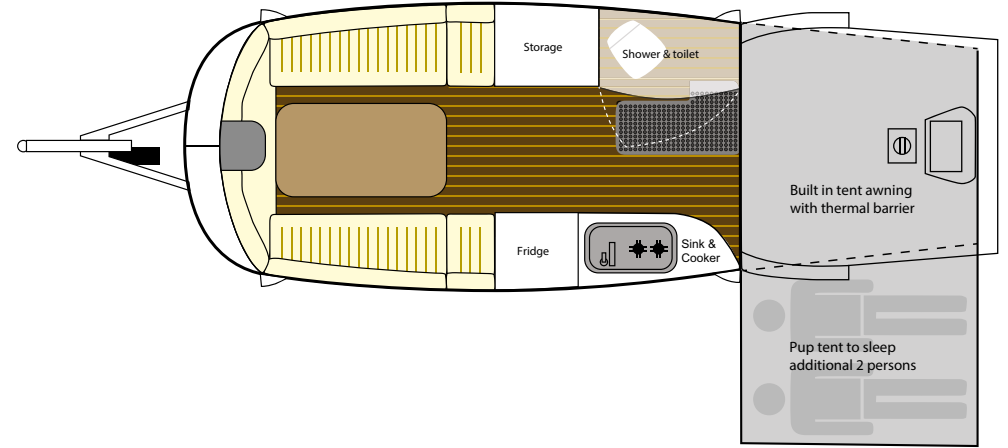
ANYONE LITE /EV SPECIFICATION:

Standard layout with seating and dinette area which converts to a double bed, galley, 60/40 double opening rear doors.



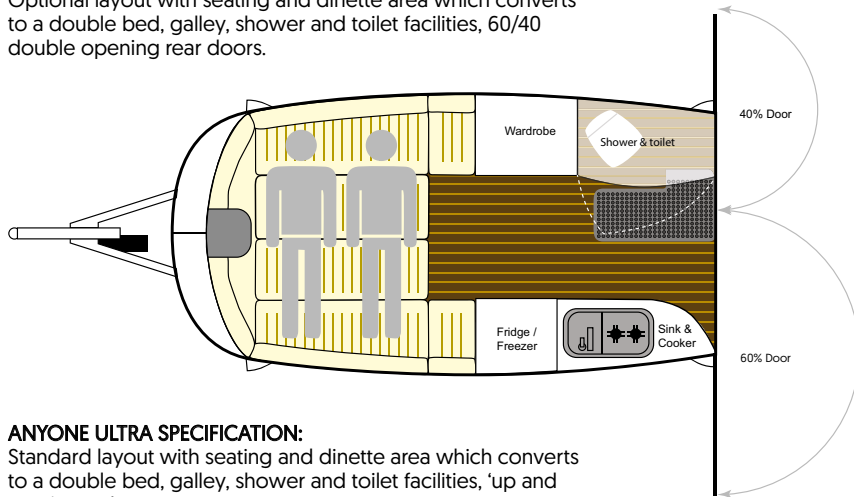
ANYONE ULTRA SPECIFICATION:

Standard layout, showing tent awning, pup tent to sleep an additional two persons.



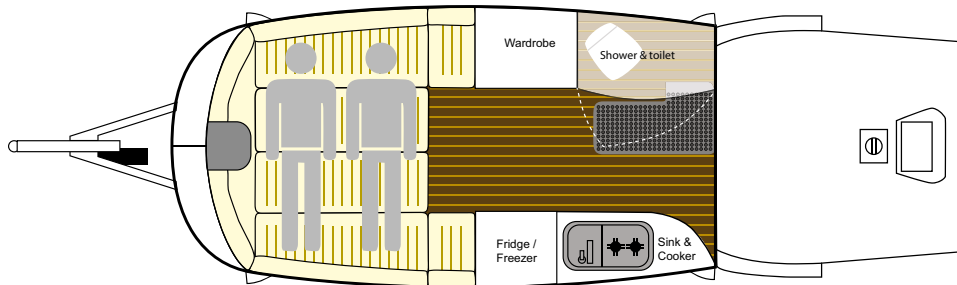
ANYONE EV SPECIFICATION:

Optional layout with seating and dinette area which converts to a double bed, galley, shower and toilet facilities, 60/40 double opening rear doors.



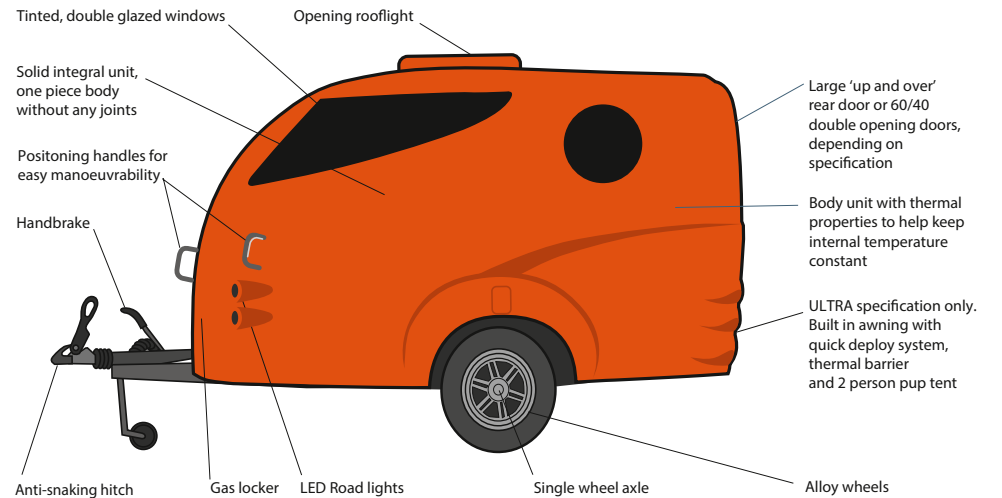
ANYONE ULTRA SPECIFICATION:

Standard layout with seating and dinette area which converts to a double bed, galley, shower and toilet facilities, 'up and over' rear door.



SIDE PROFILE WITH AERODYNAMIC DESIGN

External features:



tripbuddy Anyone



Pup tent to sleep an additional two persons



Double pup tent to sleep an additional four persons

SPECIFICATION

ITEM	ANYONE			ANYWHERE		
	LITE	ULTRA	Options	LITE	ULTRA	Options
EXTERIOR						
One piece moulded composite body	•	•		•	•	
Choice of exterior colours, see chart	•	•		•	•	
Braked axle system to all wheels	•	•				
Load Upgrade Chassis / Axle to 1100Kg (GVW)		•		N/A	N/A	
Load Upgrade Chassis / Axle to 1800Kg (GVW)	N/A	N/A	N/A			•
Shock absorbers to all wheels	•	•		•	•	
Alloy wheels with full size automotive tyres	•	•		•	•	
Filament road lights	•			•		
LED road lights		•			•	
Anti-snaking device hitch	•	•		•	•	
One action easy handbrake	•	•		•	•	
In roof manual opener with fitted blind and fly screen (HEKI)	•	•		•	•	
Gas locker to hold a variety of bottles	•	•		•	•	
Mains electrical connection point body colour coded		•			•	
Water connection system body colour coded		•			•	
Mains electrical connection point white	•			•		
Water connection system body colour white	•			•		
Vehicle connection by EU 13 pin connector	•	•		•	•	
All corner positioning handles	•	•		•	•	
All corner positioning handles LED back light			•			•
Body stays at each corner	•	•		•	•	
Double glazed windows	•	•		•	•	
Rear Opening doors (barn doors) 60/40 split	•			•		
Rear Door 'Up and over' with integral tent		•			•	
Body styling graphics			•			•
Metallic Paint			•			•
Lower body skirt and rear bumper in black	•	•		•	•	
Lower body skirt and rear bumper in body colour			•			•

Tripbuddy Holding Ltd. reserves the right to alter prices without notification.

Specification, weights and options are believed to be correct at the time of issue and are subject to change without notification.

Photographs may show optional items.

January 2020.

ITEM	ANYONE			ANYWHERE		
	LITE	ULTRA	Options	LITE	ULTRA	Options
INTERIOR						
Waterproof interior, acts as a wet room for cleaning	•	•		•	•	
Headliners, wallcoverings, cushions in fire retardant fabrics	•	•		•	•	
Real leather headliners, fire retardant, choice of colours			•			•
Natural leather wall coverings, choice of colours			•			•
Cushions & Squabs in saloon, natural leather faced, choice of colours			•			•
Interior units, made from composite GRP materials	•	•		•	•	
Tambour style unit doors	•	•		•	•	
Transparent and back light (LED) Tambour style unit doors			•			•
Composite (teak style) floor	•	•		•	•	
Composite (teak style) floor with built in welcome/courtesy light (LED) *			•			•
Boat floor (genuine teak)			•			•
Thermal divider curtains zipped at rear of the body between the tent		•			•	
Thermal divider curtains with window, zipped at rear of the body between the tent			•			•
Bed supported by a super strong T-BS2 system	•	•		•	•	
Free standing table (converts to bed)	•			•		
Hydraulic pedestal mounted table (converts to bed)		•			•	
Free standing table (converts to bed) floor mounted tie down points		•			•	
LED saloon lighting (2 positions)	•	•		•		
LED saloon lighting (3 positions)			•			•
2 LED reading lights in saloon over bed area	•	•		•	•	
LED mood lighting system built into the cant rail with remote			•			•
LED spotlights in rear up and over door only - switched remotely		•			•	
Additional customer specified lights			•			•
Ample storage units with tambour doors	•	•		•	•	
Ample storage units with tambour doors LED backlit			•			•
Wardrobe unit with hanging rail	•	•		•	•	
Wardrobe unit with shelves			•			•
Window blinds and blackouts	•	•		•	•	
COMFORT						
Truma Combi hot water and blown air system (4Kw)	•	•		•	•	
Wet central heating, including heated towel rail *			•			•
Built in fresh water tank (40L)		•			•	
Built in grey water tank (40L)			•			•
Truma air-conditioning system			•			•
Hot zone floor (2 heat areas, bed and shower) *			•			•

* New options - available for Winter 2020.

ITEM	ANYONE			ANYWHERE		
	LITE	ULTRA	Options	LITE	ULTRA	Options
GALLEY						
2 kitchen ayouts with different space allocations to cooking and refrigeration						
Open plan layout						
Hob 3 burner with Piezo ignition (glass cover hinged)	•	•		•	•	
Hob 3 burner with induction ring (glass cover hinged)			•			•
Stainless steel sink with hot / cold tap (glass cover hinged)	•	•		•	•	
49l 12v fridge with ice box	•	•		•	•	
Combination Oven/Grill			•			•
Bulkhead layout						
Combi sink hob with 2 burner hob and stainless sink with hot / cold tap (glass cover hinged)	•	•		•	•	
85l fridge with freezer compartment 12v	•	•		•	•	
BATHROOM ZONE						
The bathroom zone is an expanding area acting as a wet room		•			•	
Porti-potti Excellence toilet		•			•	
Hot / cold shower system with dedicated controls		•			•	
Shower doors enclosure doors in transparent Perspex		•			•	
Shower doors enclosure doors in coloured Perspex			•			•
LED Waterproof switchable light		•			•	
Underfloor heated panel adjacent to shower **			•			•
Separate sink with hot cold tap **			•			•
MEDIA SYSTEM						
1 DIN stereo / CD player	•			•		
2 DIN TV/ Audio/ Bluetooth/ DVD with smart phone interconnectivity media system		•			•	
2 DIN TV/ Audio/ Bluetooth/ DVD with smart phone interconnectivity media system with built in Euro free view TV			•			•
4G Wi-Fi System			•			•
2 way speaker system	•			•		
4 way speaker system		•			•	
Mega Bass subwoofer and additional amplifier			•			•

** New options - available for Autumn 2020.

ITEM	ANYONE			ANYWHERE		
	LITE	ULTRA	Options	LITE	ULTRA	Options
POWER AND ENERGY						
Gas locker to hold a variety of bottles (2) with security lock	•	•		•	•	
Gas regulator with single tail	•			•		
Gas regulator dual tail		•			•	
12 volt charger and mains transformer	•	•		•	•	
Mains inlet with ELCB protection	•	•		•	•	
110 V socket			•			•
Control panel operating and controlling all electrical systems	•	•		•	•	
Li-ion battery system			•			•
Lead acid battery		•			•	
Solar Array, roof mounted panels			•			•
EXTERNAL FITTINGS						
Tent/Awning with 'up and over' rear door (sleeps 2)		•			•	
Additional pup tent (sleeps 2)			•			•
Waste Water points	•	•		•	•	
Gas BBQ Point			•			•
External Shower Point			•			•
'Find me' remote external light			•			•
Awning light			•			•
Chassis Upgrade / load increase			•			•
SECURITY AND SAFETY						
Tyre measurement and monitoring			•			•
Tyre inflation system (replaces spare)			•			•
Anti snaking device			•			•
Remote activated alarm			•			•
Motor Mover			•			•
Fire extinguisher			•			•
Smoke and CO2 Alarm	•	•		•	•	
Hidden identity tag	•	•		•	•	
Tracker			•			•
Tracker complete with 12 months subscription			•			•



TRIPBUDDY HOLDINGS LTD.

Northshore Shipyard, Itchenor, Chichester, West Sussex, PO20 7AY ENGLAND
info@tripbuddy.co.uk +44 (0) 1243 682100 www.tripbuddy.co.uk